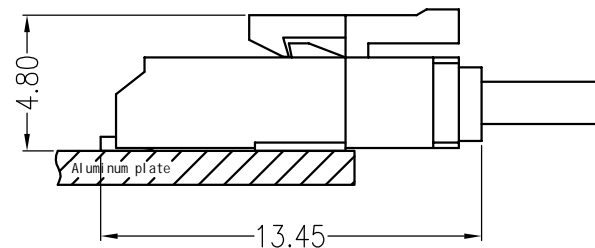
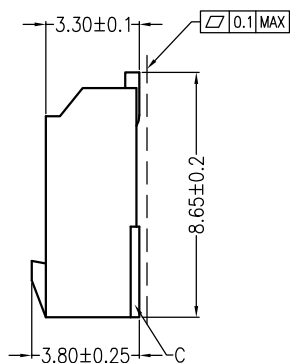
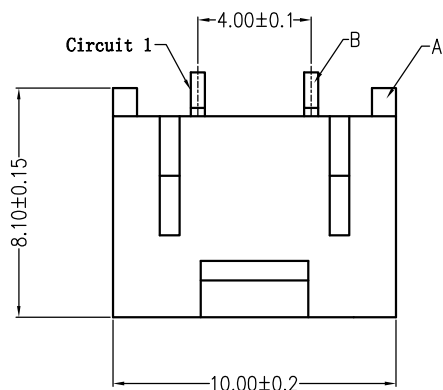


REV	DESIGN	DATE
A0	蒋建银	2018.01.17
-	-	-

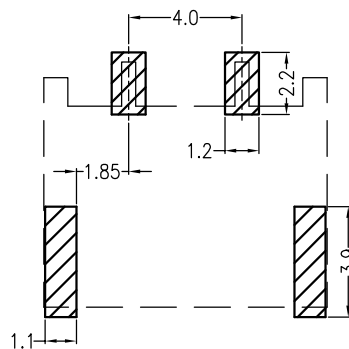
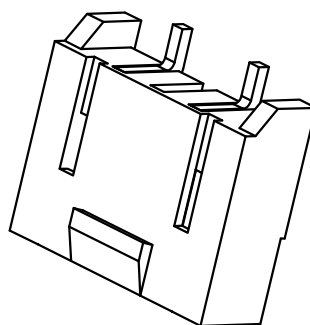
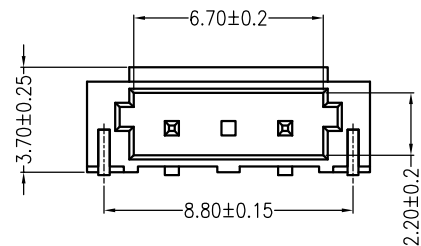
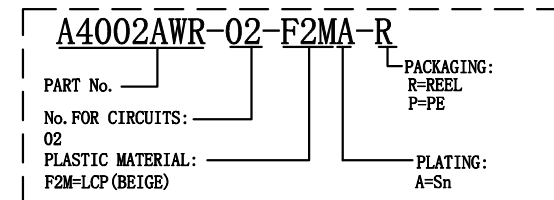


Assembly Layout

主要技术参数 Main Specifications

线数 (Poles): 02 to 05  
 额定电阻 (Contact resistance):  $\leq 20m\Omega$   
 绝缘电阻 (Insulation resistance):  $\geq 1000M\Omega$   
 额定电压 (Rated voltage): 600V AC DC  
 额定电流 (Rated current): 1A AC DC  
 耐电压 (Withstand Voltage): 1800V AC/minute  
 温度范围 (Temperature Range):  $-25^{\circ}C \sim +105^{\circ}C$

ORDER INFORMATION:



Board Layout

C	SOLDER TAB	2 PCS	BRASS	Sn-plated
B	CONTACT	2 PCS	BRASS	Sn-plated
A	PEDESTAL	1 PCS	LCP	UL 94V-0, COLOR:BEIGE
ITEM	COMPONENT	Q'TY	MATERIAL	FINISH
<b>JKUN 温州健坤接插件有限公司</b> WENZHOU JKUN CONNECTOR CO.,LTD.				TITLE: - 4.0mmPITCH 90°WAFER SMT TYPE
X.±0.5	X.±5'	USE: CUSTOMER	PART NO.: A4002AWR-02-F2MA-R	
.X±0.3	.X±2'			
.XX±0.25	.XX±1'	APPD: 王亮	DWG NO.: JKUN-GCCP-0581	
--	--	CHKD: 曾令青		
UNITS: mm		DR: 蒋建银	SCALE: 1 : 1	SHEET: 1 / 1